

SAND PIT & PLAYGROUND PLASTIC BORDER EDGE PANEL



The simple interlocking border edge system is ideal for sand pit surrounds or as a retaining edge for playground mulch.

The border edging when assembled creates ideal seating for children, is cool to touch and will not rot or splinter.

- SIMPLE ASSEMBLY
- EASY FORM RANDOM SHAPES
- WILL NOT ROT OR SPLINTER
- LOW MAINTENANCE
- CONCEALED INTERLOCKING PIN ASSEMBLY



**CONCEALED PIN
INTERLOCKING PANELS**



**EASY FORM
RANDOM SHAPES**

**CUSTOM SAND PIT
COVERS**



"Another Quality Australian Made product from Parkequip"

Technical Specifications

PLASTIC BORDER EDGE PANEL

PANEL LENGTH	Standard 2m Long
SECTION SIZE	300mm High X 100mm Wide
CONNECTION	Concealed Gal Pipe Pin (Supplied)
PLASTIC	High density, rotationally moulded polyethylene compoll LL6488 UV stabilised plastic.
COLOURS	Standard Colour Black

SAFETY SURFACING

When used as a border around playground equipment we strongly recommend that an approved playground mulch be installed to a depth of 300mm in accordance with AS/NZS4422:1996


RECOMMENDED SAFETY CLEARANCE ZONES 2004

Depending on Fall Height of Equipment

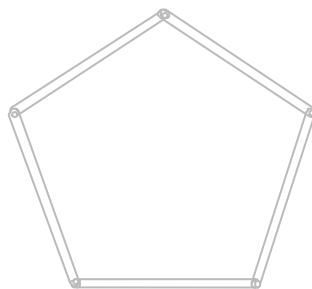
Schools and Public Areas	1.5m - 2.5m around perimeter of play equipment
Child Care and Supervised Areas	1.5m - 1.9m around perimeter of play equipment

SAFETY INSPECTION

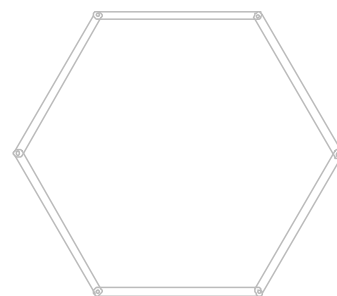
We recommend a regular inspection program be instigated to demonstrate your "Duty of Care". Playground Mulch should be raked daily to ensure an even and adequate depth of mulch is maintained around play equipment. When used as a **SANDPIT** surround we recommend an appropriate sand pit cover be installed. A program of regular maintenance and cleaning of sand should be instigated.



BE-4
Ground Space
2m x 2m



BE-5
Ground Space
3.2m x 3.0m



BE-6
Ground Space
3.9m x 3.4m

PARKEQUIP PTY LTD ABN 86 088 184 927

PO Box 7140 Wetherill Park BC NSW 1851

Unit 9, 453-455 Victoria Business Park, Victoria Street Wetherill Park NSW 2164

Ph 02 9725 5604 Fax 02 9725 4420

www.parkequip.com.au

Email: info@parkequip.com.au